

SIGNING UP FOR HERO APP

Getting Connected To Hero - Steps To Set Up Hero Log-in

To set your password and log into Hero for the first time:

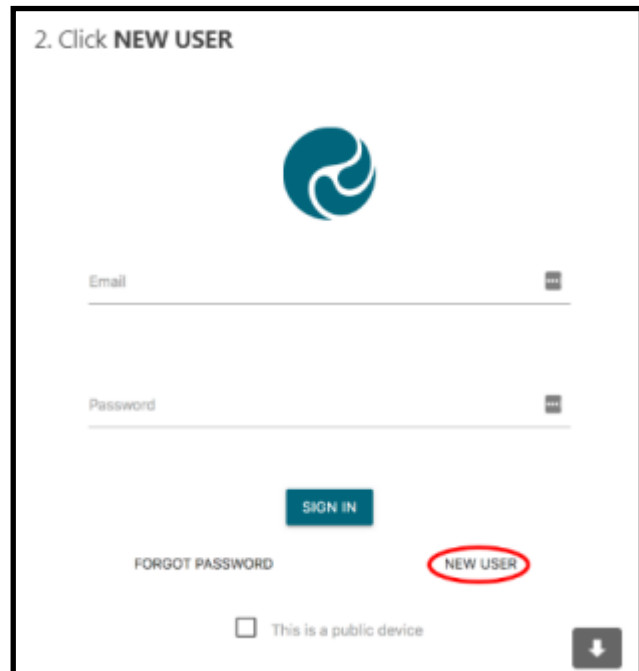
1. Download the **Hero by LINC-ED** app from the app store

Note: use the keywords Hero LINC-ED when searching for the app

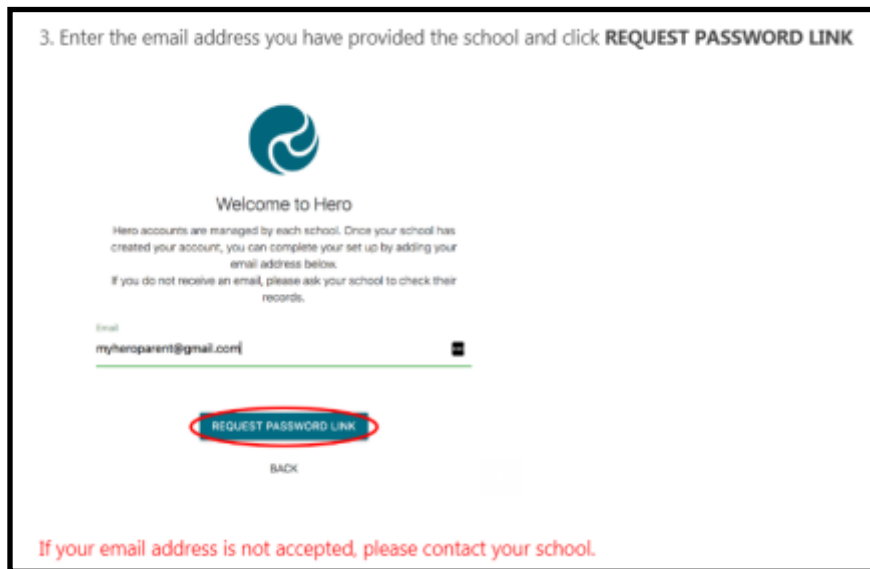


Alternatively, open your browser and enter app.linc-ed.com

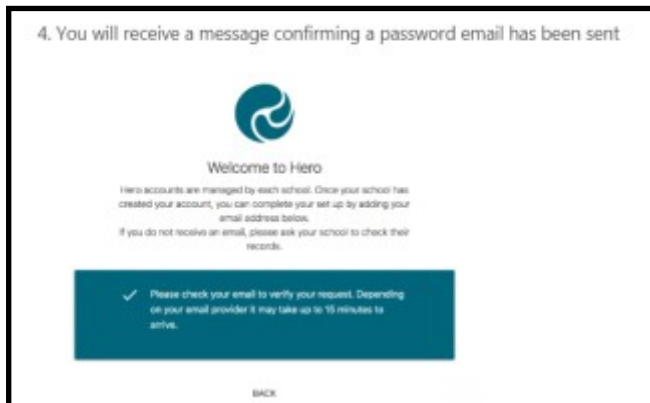
2. Click **NEW USER**



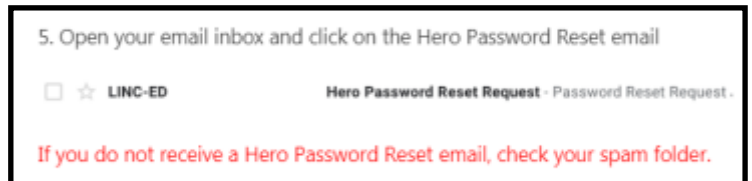
3. Enter the email address you have provided the school and click **REQUEST PASSWORD LINK**



4. You will receive a message confirming a password email has been sent



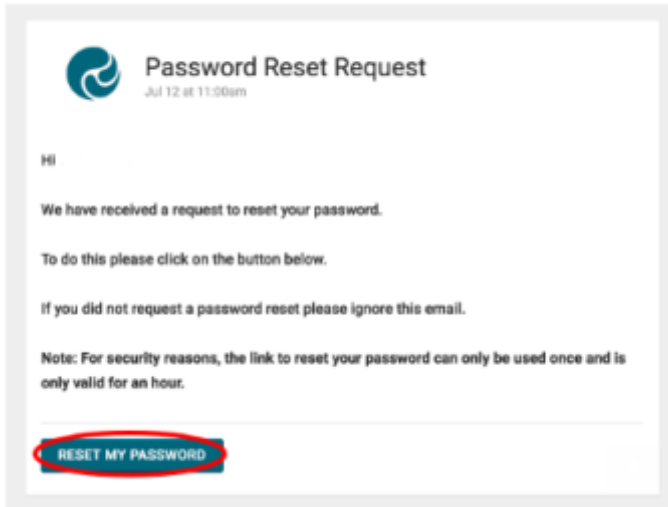
5. Open your email inbox and click on the Hero Password Reset email



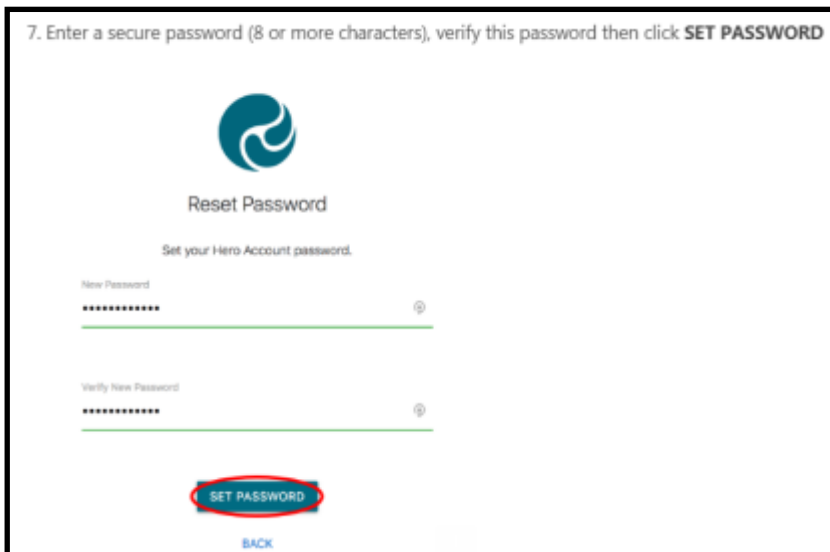
SIGNING UP FOR HERO APP

Getting Connected To Hero ... continued

6. Open the email and click **RESET MY PASSWORD**



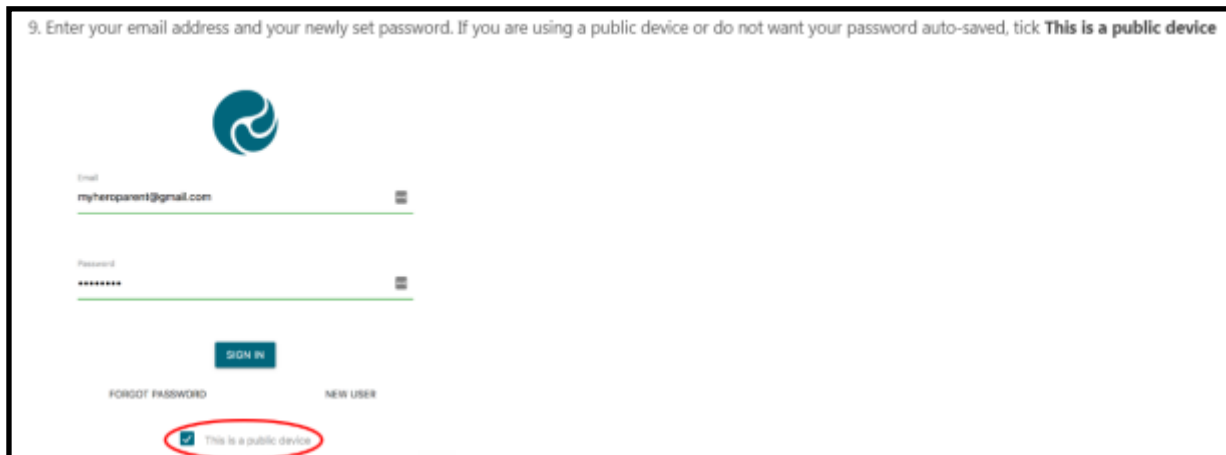
7. Enter a secure password (8 or more characters), verify this password then click **SET PASSWORD**



8. You will receive a confirmation message. Click **SIGN IN**



9. Enter your email address and your newly set password. If you are using a public device or do not want your password auto-saved, tick **This is a public device**



SIGNING UP FOR HERO APP

Getting Connected To Hero ... continued

10. Click **SIGN IN**



Email
myheroparent@gmail.com

Password

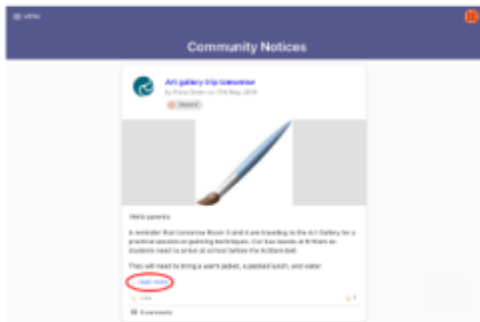
SIGN IN

FORGOT PASSWORD NEW USER

This is a public device

ONCE YOU HAVE SIGNED IN:

1. You will see Community notices sent by your child's school. If the text is long, you may need to click **read more** to view the whole message



PLEASE NOTE:

If you do not have access to a computer at home, or are having difficulties with the instructions, please feel free to come to the office and Kim can assist you or email her on admin@rawhiti.school.nz.