







At Rāwhiti School we believe learning happens everywhere. Spending time together as a family/whānau and having fun is the best home learning you can do with your child. Here are some things you might like to try at home together.

|   |  |  |  |
|---|--|--|--|
| <p>Listen to some of your favourite songs. What do the lyrics say? What is the story or the message in the song? Have a go at writing your own song.</p>  | <p>Can you communicate without talking? Play charades with your whānau.</p>    | <p>Learn a nursery rhyme or a jingle that your parents used to say.</p>  | <p>Take the family to visit one of the artworks in New Brighton. What can you tell your parents about the art and what story does it tell about this area and its history?</p>                  |
| <p>Read, or listen to a book that was either your parents or grandparents favourite when they were young.</p>    | <p>What is your favourite story? Create a comic strip about it to retell it in your own words.</p>   | <p>Look through your photos. Find one of your favourite times. Tell the story of the photo.</p>                 | <p>Is there a story, pūrakau, myth or legend from your family's culture? Can you retell it?</p>  |
| <p>Make a puppet show to retell a story you know. Use a cardboard board to create your theatre. Draw your characters, cut them out and stick them onto ice block sticks for your puppets.</p>  | <p>Watch one of the episodes of Pūrākau on Māori TV. See if you can work out what is happening in the story.<br/><a href="https://www.maoritelevision.com/shows/purakau">https://www.maoritelevision.com/shows/purakau</a></p> | <p>Interview your grandparents or an elderly friend. Get them to tell you a story about their experiences when they were young. What was their favourite game? What was school like? A memory?</p> | <p>Is it time to upcycle your most loved storybook. Cut out the pictures and glue them to cardboard. Stick some adhesive magnets to the back and create your own stories on your fridge.</p>  |

If you are able to, take a photo or record your work to share with your teachers.